



GB SINGLE JET LOW EMISSIONS BURNER

Ideal for Retrofit Applications



BURNERS

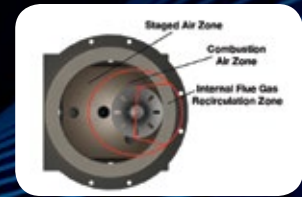
FLARES

INCINERATORS

PARTS & SERVICE

GB SINGLE JET BURNER

GB Single Jet Zones



We Define Low-NOx Innovation.

Creating revolutionary new burner designs proven to achieve low and ultra-low emissions is what we do at Zeeco – and we do it well. We continue to push the boundaries of innovation with burner designs like the ZEECO® GB Single Jet.

This staged, round flame low-NOx burner puts all other process burners on notice with the extraordinary advantages of its compact single tip and cone design. The GB Single Jet also opens doors to new applications and retrofits never before possible.

Here's how we do it.

Non-Symmetrical Design to Achieve Low Emissions in a Smaller Space.


Our GB Single Jet staged fuel burner uses a non-symmetrical design to boost internal flue gas recirculation and staged air to reduce NOx emissions (20 to 49 ppmv for most applications). The burner's unique single fuel gas tip and cone design offers high turndown, predictable flame characteristics, minimal maintenance, and low probability of flame interaction.

- **Stable Flame** – The single tip and cone design provides high flame stability. The tip drilling pattern includes ignition ports, firing ports to create the primary (lean) combustion zone, and a center-staged fuel port to create the secondary (rich) combustion zone. Due to the close proximity of the combustion ports, firing ports, and staged port, ignition gas travels only a short distance, making the GB more stable than conventional staged fuel burners.
- **Compact Design** – The GB's tip and cone design makes the burner compact and ideal for new and retrofit applications due to the burner's limited space requirements.

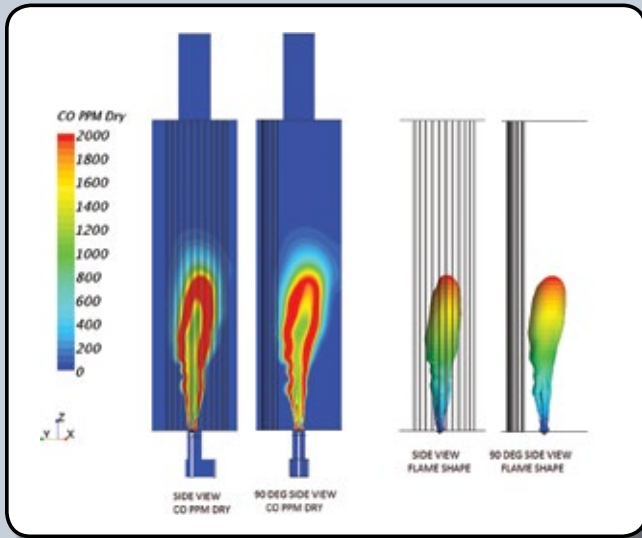
- **Low Probability of Flame Interaction** – Compared to a conventional staged fuel burner footprint, the GB features a single tip located in the burner throat. This means gas fired from burner to burner is further apart, reducing the probability of flame interaction and a "flame cloud" in the heater, which can lead to elevated emissions.
- **Low Maintenance** – The single tip and cone design is one of the most user-requested burner configurations and is preferred by operation groups since it requires minimal maintenance.
- **Accurate Combustion Air Control** – Controlling combustion air to each burner is key for optimum operation. Zeeco uses a dual damper blade design with a 33-position air door handle for precise, solid air control.

Single Jet Low-Emissions Burner Design Features.

- Round flame, gas-only burner design
- Reduces NOx through internal flue gas recirculation, staged fuel, and staged air
- Natural, forced, induced, balanced draft, or turbine exhaust combustion air induction
- Up-fired, side-fired, and down-fired available
- Compact design makes the burner a great choice for retrofit applications
- Compact flame shape
- Plenum-mounted or individual windbox
- Low long-term cost of ownership



GB Single Jet Tip Spacing



CFD of GB Single Jet Burner

Compliance Reliance. Reputation Reversed.

The world's most recognized names in the refining, production, LNG, gas processing, power, and biogas industries rely on Zeeco to keep them operating cleaner, safer, and smarter than ever. And no wonder. Zeeco has earned an outstanding reputation for taking on the tougher projects, doing what we say we'll do, and working with our clients to resolve combustion and environmental systems tailored uniquely for their plants. What can we do for you?

Contact Zeeco today and let's start talking. You'll find us in more than 20 locations around the world.

Single Jet Performance.

- Low-NOx emissions: uses staged air, staged fuel, and internal flue gas recirculation
- Predicted NOx range - natural draft: 40 mg/Nm³ (20 ppmv) to 100 mg/Nm³ (49 ppmv)
- Heat release range - natural draft: 1 to 20 MM Btu/hr [0.293 to 5.860 MW]
- Heat release range - forced draft: 1 to 75 MM Btu/hr [0.293 to 21.98 MW]
- Turndown: 10:1 or greater for most cases
- Design excess air range: 8% for most cases
- Combustion air pressure drop - natural draft: 0.2" to 1" (5 to 25 mm) water column
- Combustion Air Pressure Drop - forced draft: 0.5" to 10" (12.7 to 254 mm) water column



GB Single Jet Burner



BURNERS



FLARES



THERMAL OXIDIZERS



PARTS & SERVICE



Zeeco Corporate Headquarters
 22151 East 91st Street
 Broken Arrow, Oklahoma 74014 USA
 Phone: +1 918 258 8551 Fax: +1 918 251 5519
 E-mail: sales@zeeco.com

Zeeco.com



ZEECO® combustion solutions are designed and manufactured to comply with applicable local and international standards as defined by our customers.

ZEECO® is a registered trademark of Zeeco, Inc. in the U.S.

● ZEECO office, affiliate, sales, representative, or third party representative/licensee offices.

© 2016 COPYRIGHT ZEECO, INC. ALL RIGHTS RESERVED



REGISTERED
ISO 9001: 2008

CERTIFICATIONS APPLY TO ZEECO HEADQUARTERS.